GENDER PAY GAP REPORT 2026

Tower
hotel & leisure centre



INTRODUCTION

The gender pay gap represents the disparity in average hourly earnings between men and women within an organization, expressed as a percentage of the average male earnings. This metric considers the wages of all employees, regardless of their specific roles, working patterns, or skill levels. It differs from the concept of equal pay, which focuses on ensuring that men and women receive the same compensation for performing identical or equivalent roles.

- This report outlines our gender pay gap statistics for the year ending 30th June 2026 and the steps we are taking to address any disparities.





KEY GENDER PAY GAP METRICS

The mean gender pay gap represents the overall difference in average hourly earnings between men and women across the organisation. It provides a broad indication of pay disparity and may be influenced by the distribution of men and women across different roles, seniority levels, or pay grades, particularly where there are very high or very low salarie

The median gender pay gap reflects the difference in pay between the middle-earning man and the middle-earning woman when all employees are ranked from the lowest to the highest hourly pay. As this measure is less affected by extreme pay values, it offers a clearer picture of the typical difference in pay experienced by employees.

Pay quartiles show how men and women are represented across different levels of pay within the organisation. Employees are ranked from the lowest to the highest hourly pay and then divided into four equal groups by headcount, the lower, lower middle, upper middle, and upper quartiles. Analysing the gender distribution within each quartile provides insight into the representation of men and women across the pay structure and helps to identify any areas of imbalance.

GENDER PAY GAP STATISTICS

DATE: 30/06/2026

GENDER SPLIT

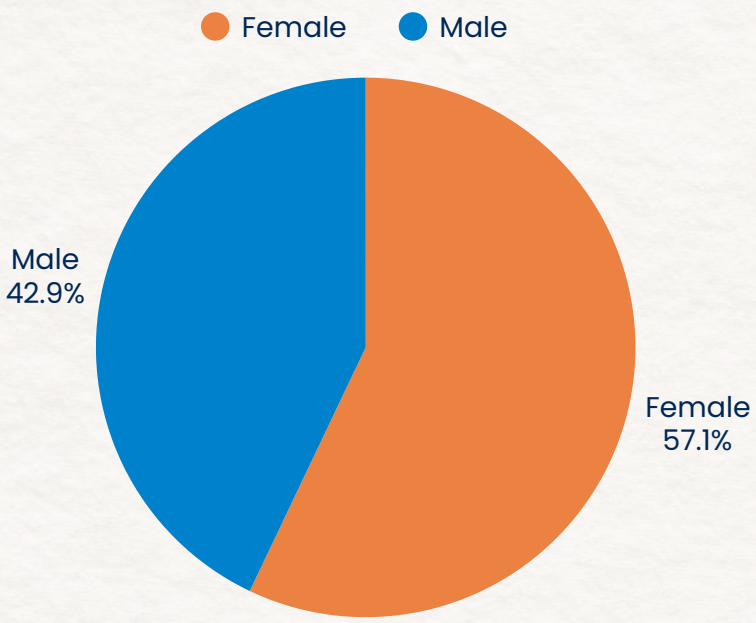

EMPLOYMENT STATUS

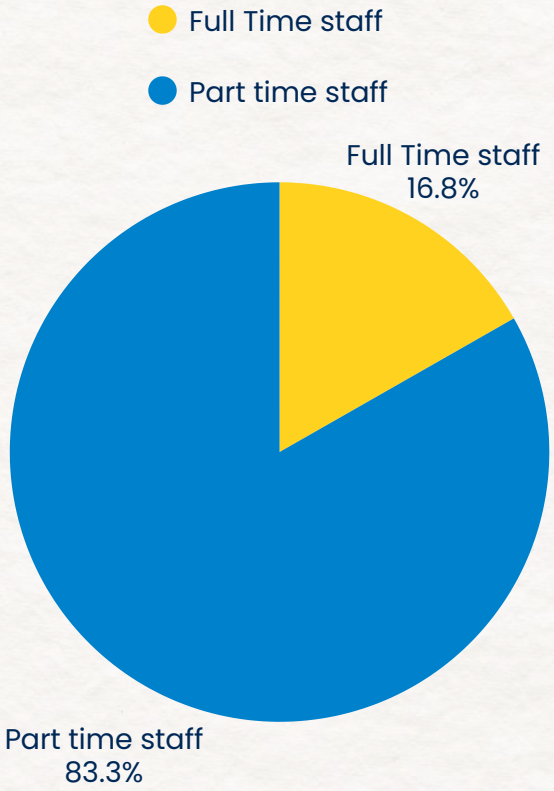

PAY QUARTILES

The distribution of men and women across four equally sized pay quartiles:

LOWER QUARTILE

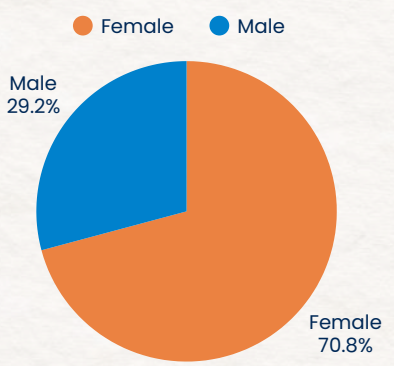

LOWER MIDDLE QUARTILE

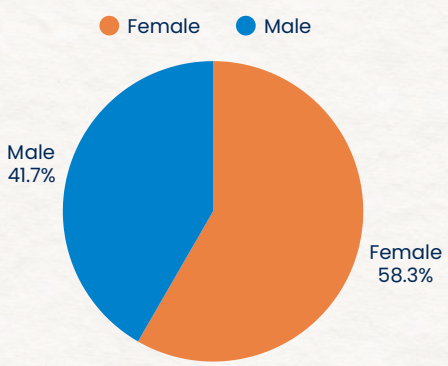

UPPER MIDDLE QUARTILE

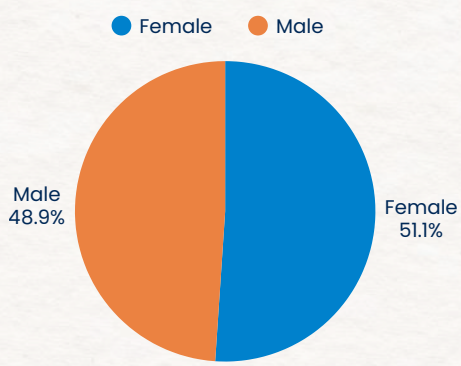

UPPER QUARTILE

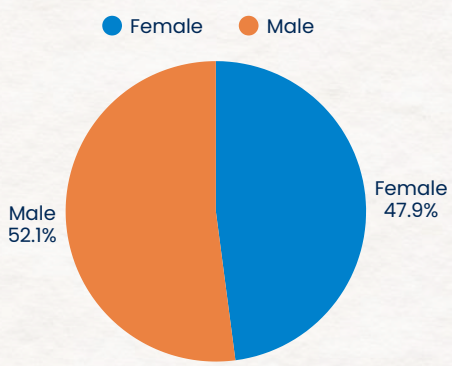

MEAN GENDER PAY GAP

ALL EMPLOYEE	7.67%
PART TIME	2.41%
FULL TIME	14.73%

MEDIAN GENDER PAY GAP

ALL EMPLOYEE	0.00%
PART TIME	0.00%
FULL TIME	5.40%

PROPORTION OF MALES RECEIVING A BONUS	3.66%
PROPORTION OF FEMALES RECEIVING A BONUS	2.75%
MEAN BONUS PAY GAP	-95.07%
MEDIAN BONUS PAY GAP	-65.00%

OUR COMMITMENT TO FAIRNESS AND INCLUSION

We continue to take meaningful steps to promote a fair and inclusive workplace. Our current commitments include:



01 **Inclusive Career Pathways:** We offer accessible training and development opportunities to support all employees in their professional growth, regardless of gender.

02 **Balanced Representation:** We promote gender balance across all roles and departments, ensuring equal access to opportunities and recognition throughout the organisation.

03 **Flexible Working Options:** We support flexible working arrangements to help employees balance their professional and personal responsibilities.

04 **Bias-Free Recruitment:** Our recruitment practices are designed to be free from bias and promote equal opportunity.

05 **Ongoing Monitoring:** We regularly review pay structures and workforce data to identify trends and take action where needed

GENDER PAY GAP REPORT 2026

At The Tower Hotel Waterford, we recognise the importance of transparency and equity. This report is part of our ongoing commitment to creating a workplace where gender does not influence pay or opportunity. We will continue to take proactive steps to ensure fairness and inclusivity across all levels of the organisation.

TOWER HOTEL & LEISURE CENTRE

